

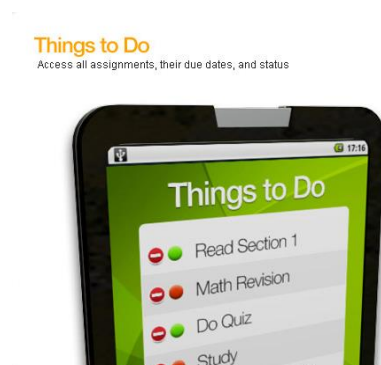
We are excited to have our math and science curriculum available online this year!

All students can log in to Think Central, where they can see resources, complete assignments, or play games to support what they are learning in math and science. Let's look at some of the features of this site.


Log in: first 4 letters of first name first 4 letters of last name

Password: teamacad

example: Bradley Smith's log in is bradsmit and his password is teamacad



In this section, students will see anything assigned to them by their classroom teacher, or any intervention or Special Education teacher. Not all teachers assign work online. Some teachers may want students to do the assignments at school. It is best to check with your child's teacher before they complete any assignment at home.



In this section, students have access to Math and Science materials. Some of these materials include:



Math Student Activity Book: Interactive version of print books



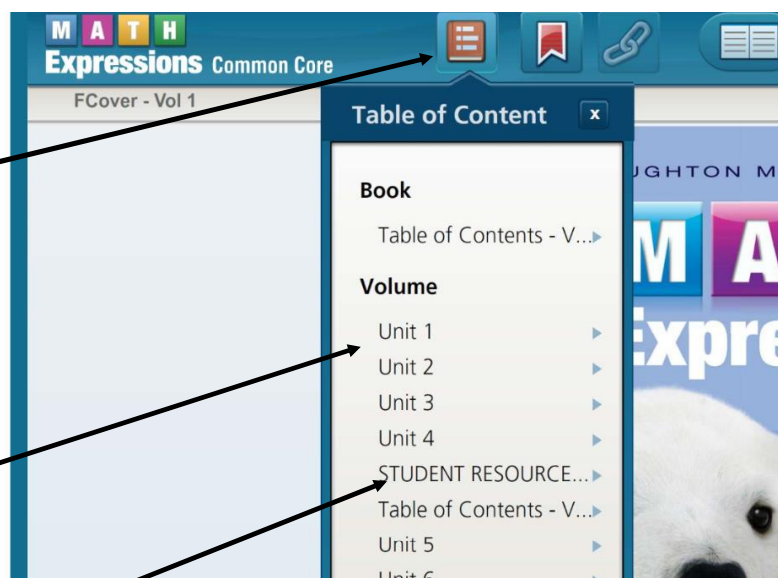
iTools: Interactive manipulatives to help deepen children's understanding of concepts and apply skills to solve problems



MegaMath: Fun games that support what is being taught in class.

To find resources that are specific to the lesson your child is working on in class, select the Table of Contents.

Then select the unit and lesson.



Student Resources are specific to the grade-level textbook. Some resources are

Glossary: You can look up terms that may need to be clarified

Problem types: Different types of problems and how to solve them

Tables for unit equivalencies for time

Important formulas (perimeter and area)


Properties of operations (Commutative, Associative, Distributive)



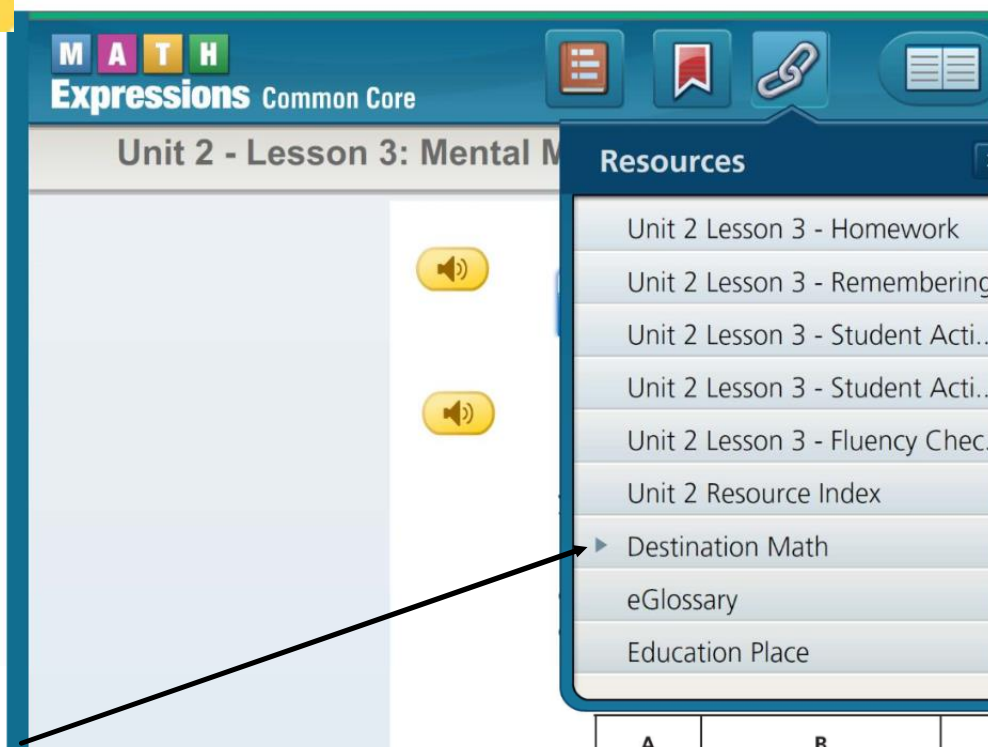
From the Student Activity Book you can access:

The screenshot shows the 'Expressions Common Core' interface. The top navigation bar includes 'MATH' and 'Expressions Common Core'. The main content area displays 'Unit 2 - Lesson 3: Mental Math'. A 'Resources' dropdown menu is open, listing the following items: Unit 2 Lesson 3 - Homework, Unit 2 Lesson 3 - Remembering, Unit 2 Lesson 3 - Student Activity, Unit 2 Lesson 3 - Student Activity, Unit 2 Lesson 3 - Fluency Check, Unit 2 Resource Index, Destination Math, eGlossary, and Education Place. A black arrow points from the bottom left of the main content area to the 'Resources' dropdown button in the top right.


Every child can access Homework/Remembering pages at home. First go to the unit and lesson, then click the link button.



From the Student Activity Book you can access:



Destination Math is another resource for families to use at home. It will help deepen children's understanding of concepts taught in class. There is some instruction and then practice applying skills and concepts.



In this section, you could find scores from online assignments that you child has completed.

If your child's teacher hasn't assigned anything online, there won't be any scores to look at.

A screenshot of the 'My Scores' section in the Think Central interface. On the left is a sidebar with 'Things to Do', 'My Scores', and 'My Library'. The main area shows 'My Latest Test Score' for 'Practice Unit Quiz' with a score of 14/20 (70%). Below this is a table of 'Quick quiz' scores. A key indicates a yellow icon for 'teacher Comment'. A grade input field is also present.

My Scores

Key: teacher Comment

Grade:

My Latest Test Score

Title	Finished	Score	%
Practice Unit Quiz	Oct 28, 2015	14/20	70%

Show:

Title	Finished	Score	%
Quick quiz 3	Oct 27, 2015	4/9	44%
Quick quiz 4	Oct 26, 2015	5/5	100%
Quick quiz 2	Oct 26, 2015	3/7	43%
Quick quiz 1	Oct 20, 2015	4/5	80%

You can click on your child's score to see how they answered the questions on the assignment.